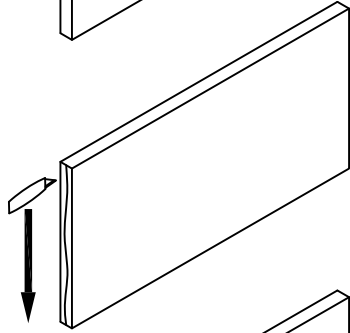
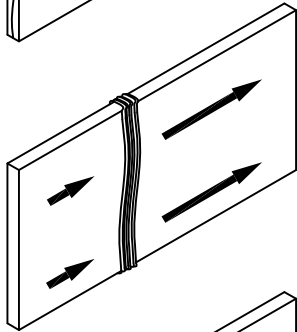


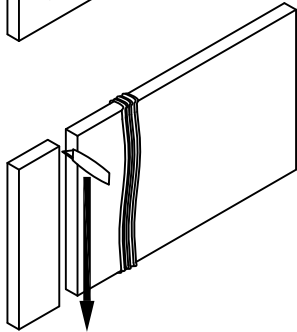
1) PVC ENCAPSULATED PRODUCT



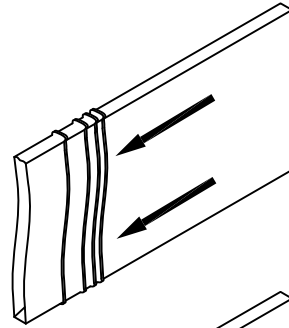
2) CUT ONE END TO EXPOSE FIBERGLASS



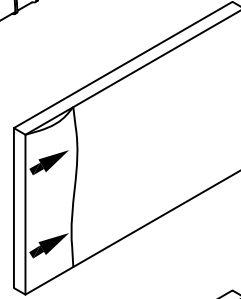
3) SLIDE BACK PVC FILM FROM BOTH SIDES



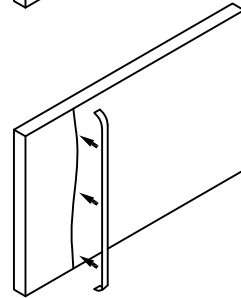
4) CUT FIBERGLASS AS NECESSARY



5) PULL PVC FILM BACK OVER FIBERGLASS



6) FOLD PVC FILM OVER TO BACK SIDE OF PRODUCT



7) USE PVC REPAIR TAPE TO SEAL PVC CUT

This drawing is property of MBI Products Company Inc. Any reproduction or use of this drawing can only occur with written consent of MBI.

MBI Products Company, Inc.  
807 Bond Street  
Elmira, Ohio 44035  
Telephone: (440) 322-6500  
Fax: (440) 322-1900  
Website: www.mbiproducts.com



Revisions:  
No. Date: Description:

No.	Date:	Description:

Sheet Description:

# MBI Spectrum® Panels PVC Replacement Details

 MBI Products Company, Inc.

Drawn By: CPB

Date: 01/25/11

Scale: NA

Drawing Ref: None

Drawing:

## SP-03